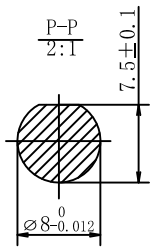

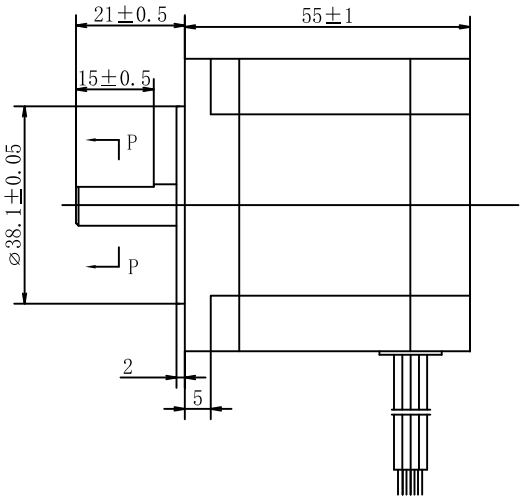

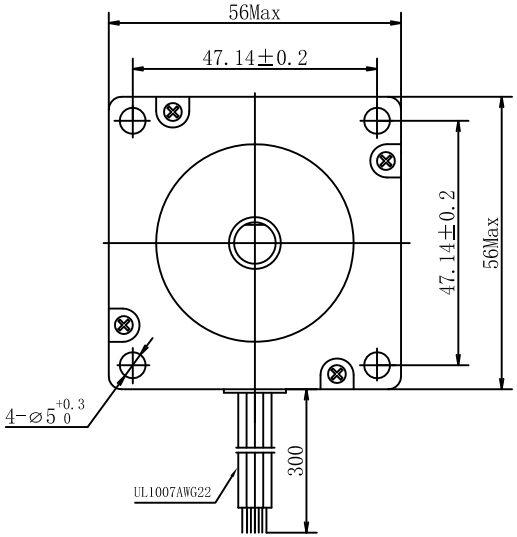

WIRING DIAGRAM/接线图

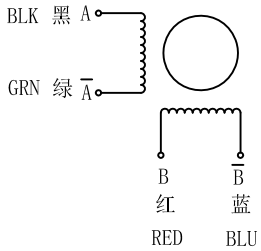

励磁顺序(2相励磁)VS.旋转方向

EXCITING SEQUENCE(TWO PHASES)VS.Diirection of Rotation

STEP	A	B	Ā	B̄
1	+	+	−	−
2	−	+	+	−
3	−	−	+	+
4	+	−	−	+

CW ↓ ↑ CCW

从安装面看为顺时针方向

Clockwise vise from mouting side

电气特性参数/ELECTRICAL PARAMETER

步 距 角/STEP ANGEL	1.8° ±5%
相 数 /NO. OF PHASES	2
额定电压/RATED VOLTAGE	3.6 V
额定电流/RATED CURRENT	2.0 A
电 阻 /RESISTANCE	1.8 ohm±10% AT 25℃
电 感 /INDUCTANCE	5.2 mH±20% AT 1KHz, 1Vrms
保持力矩/HOLDING TORQUE	1.1 N.m Typ.(TWO PHASE ON/RATED CURRENT)
绝缘耐压/DIELECTRIC STRENGTH	500V A.C 1 分钟/MINUTE
绝缘电阻/INSULATION RESISTANCE	100 MΩ 以上/MIN.
绝缘等级/INSULATION CLASS	CLASS B
温度上升/TEMPERATURE RISE	80K MAX.
转子惯量/ROTOR INERTIA	68 g.cm^2
重 量 /WEIGHT	Kg
电机环境温度/MOTOR AMBIENT TEMP.	-20℃——+50℃
环境湿度/AMBIENT HUM.	15%——90%

备注/NOTE):

1. 额定电流，两相通电/AT RATED CURRENT,TWO PHASE ON.
2. 热阻法：电机安装在168*168*T5的铝板上，电机线圈两端通额定电压，OPPS /MEASURED BY RESISTANCE METHOD. MOUNT WITH ALUMINUM HEAT SINK 168*168*T5 AT TWO WINDING BE EXCITED BY RATED VOLTAGE,OPPS,2PHASE ON.
3. 寿命测试条件：整步，运动速度为最大自启动频率，轴承的表面温度不超过70℃ LIFE TEST CONDITION:2PHASE EXCITING,FULL STEP ,AT MAX. STARTING PULSE, BEARING TEMPERATURE SHOULD BE 70℃ MAX.

CONFIRMRD&ACCEPTED BY CUTOMER (客户确认&接受)						型号/MODEL	
COMPANY CHOP&SIGNATURE (盖章&签名)						23HS6420-8B	
一般公差 TOLERANCE ±0.3/±3°	版本REV.	日期 DATE	变 更 内 容 REVISION RECORD		设计 BY	备 注 NOTE	REV. A

设 计/DESIGNED		比 例 SCALE	1:1	Hybird Stepping Motor	第一角画法 FIRET ANGLE METHOD
审 核/CHECKED		单位 UNIT	mm	SYS MOTOR	SHEET 页 1 / 1
批 准/APPROVE					